

BC600 BACK CUT MITER SAW

The BC 600 single head back cut miter saw is design for fast accurate cutting of your aluminum and PVC profiles. Angles are quickly set from -22.5° to 90° to 45° by a pneumatic actuator. Feed cylinder speeds can be changed for precision cuts of various sizes or profiles. This unit is equipped with a 600mm blade and full guarding and pneumatic clamps are included. Guard rising is also pneumatically actuated.

TECHNICAL SPECIFICATIONS:

- Single mitre saw with horizontal feed
- pneumatic tilting of the head to 22.5°/90°/135°
- intermediate degrees can be obtained by manually setting mechanical stops
- Ø600 mm width blade
- 4 kW (5.3 HP) Three-phase motor.



BC500 BACK CUT MITER SAW

The BC 500 single head back cut miter saw is design for fast accurate cutting of your aluminum and PVC profiles. Angles are quickly set from -22.5° to 90° to 45° by a pneumatic actuator. Feed cylinder speeds can be changed for precision cuts of various sizes or profiles. This unit is equipped with a 500mm blade and full guarding and pneumatic clamps are included. Guard rising is also pneumatically actuated.

TECHNICAL SPECIFICATIONS:

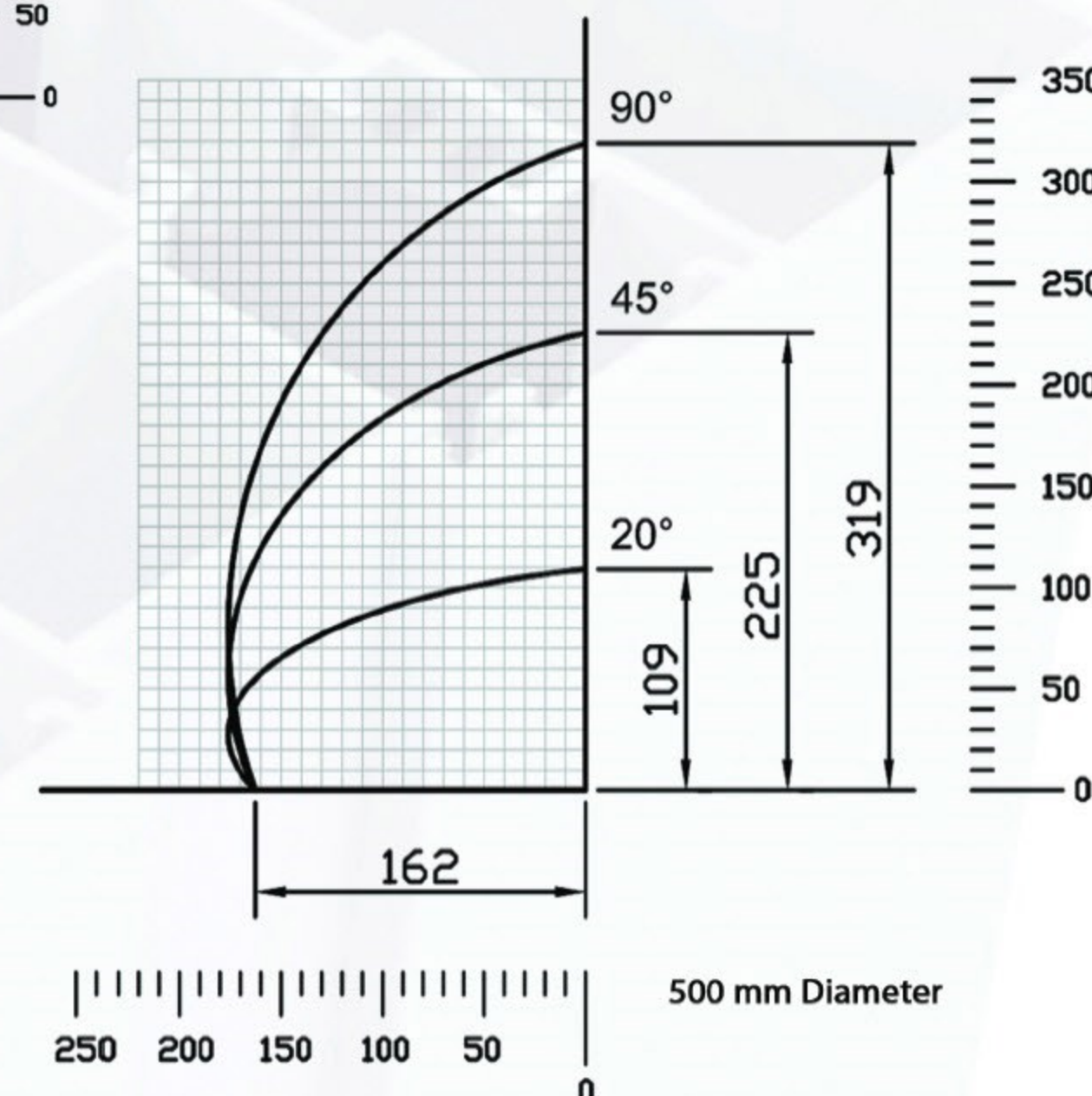
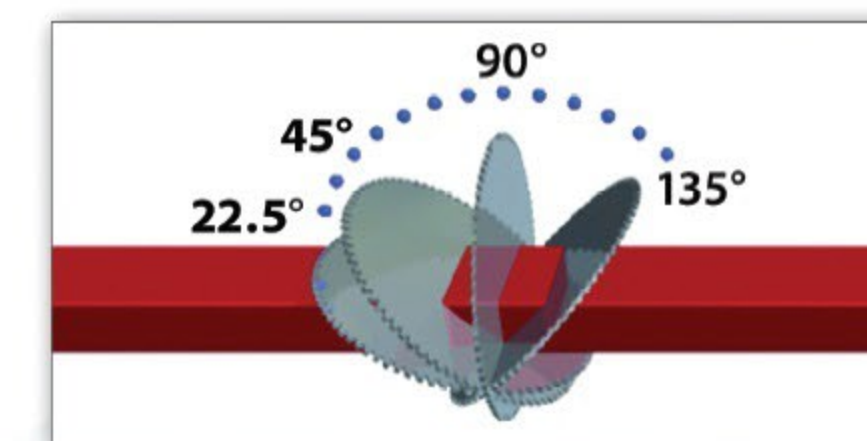
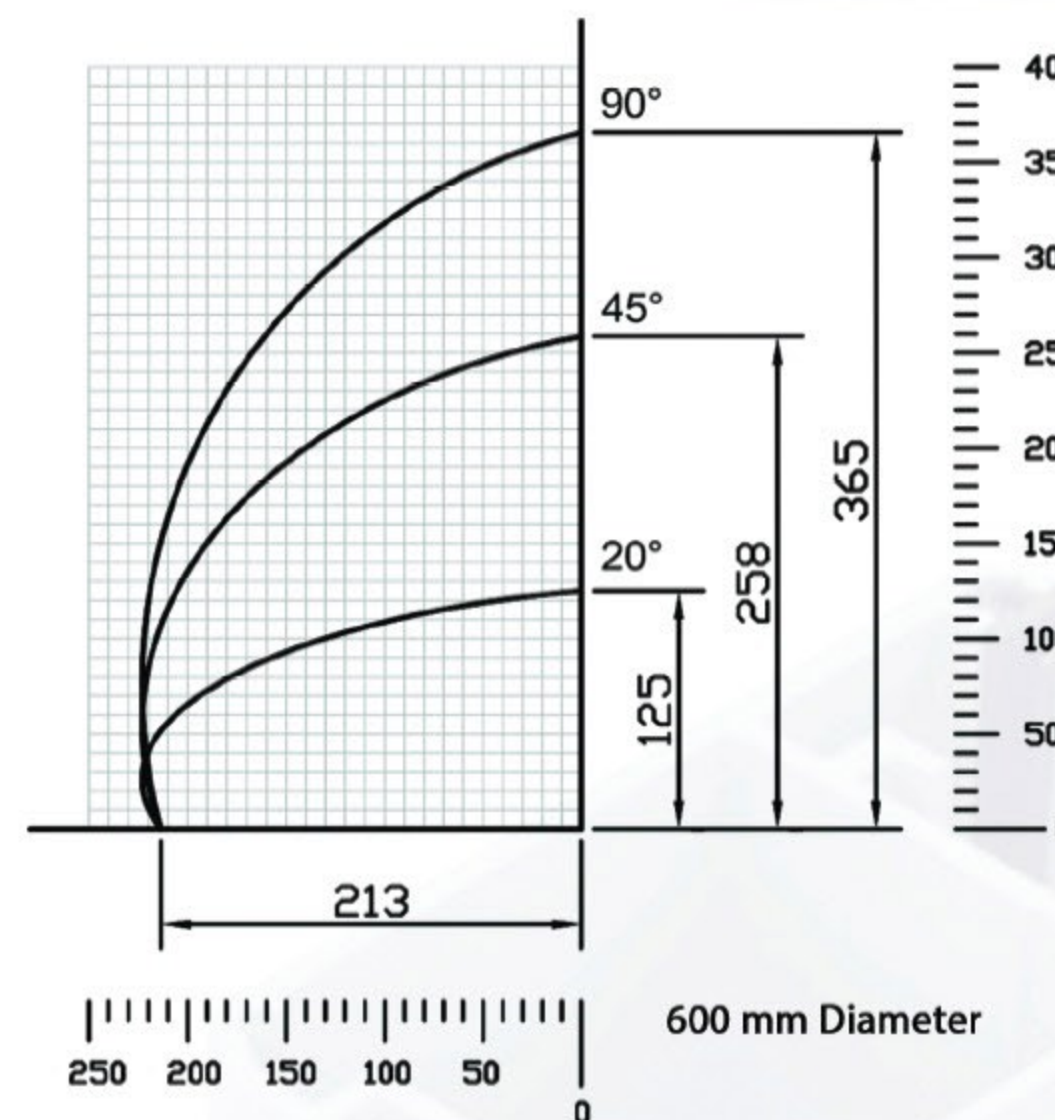
- Single miter saw with horizontal feed
- Pneumatic tilting of the head to 22.5°/90°/135°
- Intermediate degrees can be obtained by manually setting mechanical stops
- Ø500 mm width blade
- 4 kW (5.3 HP) Three-phase motor.



90°

135°

45°



	Ingombro			Peso		
	Overall dimensions - Abmessungen - Dimensiones - Dimensões - Encombrement			Weight - Gewicht - Poids		
	L	W	H			
500	1400	960	1650		Kg. 520	
600	1550	960	1650		Kg. 670	